



Data Assimilation: experience & plans in Belgium

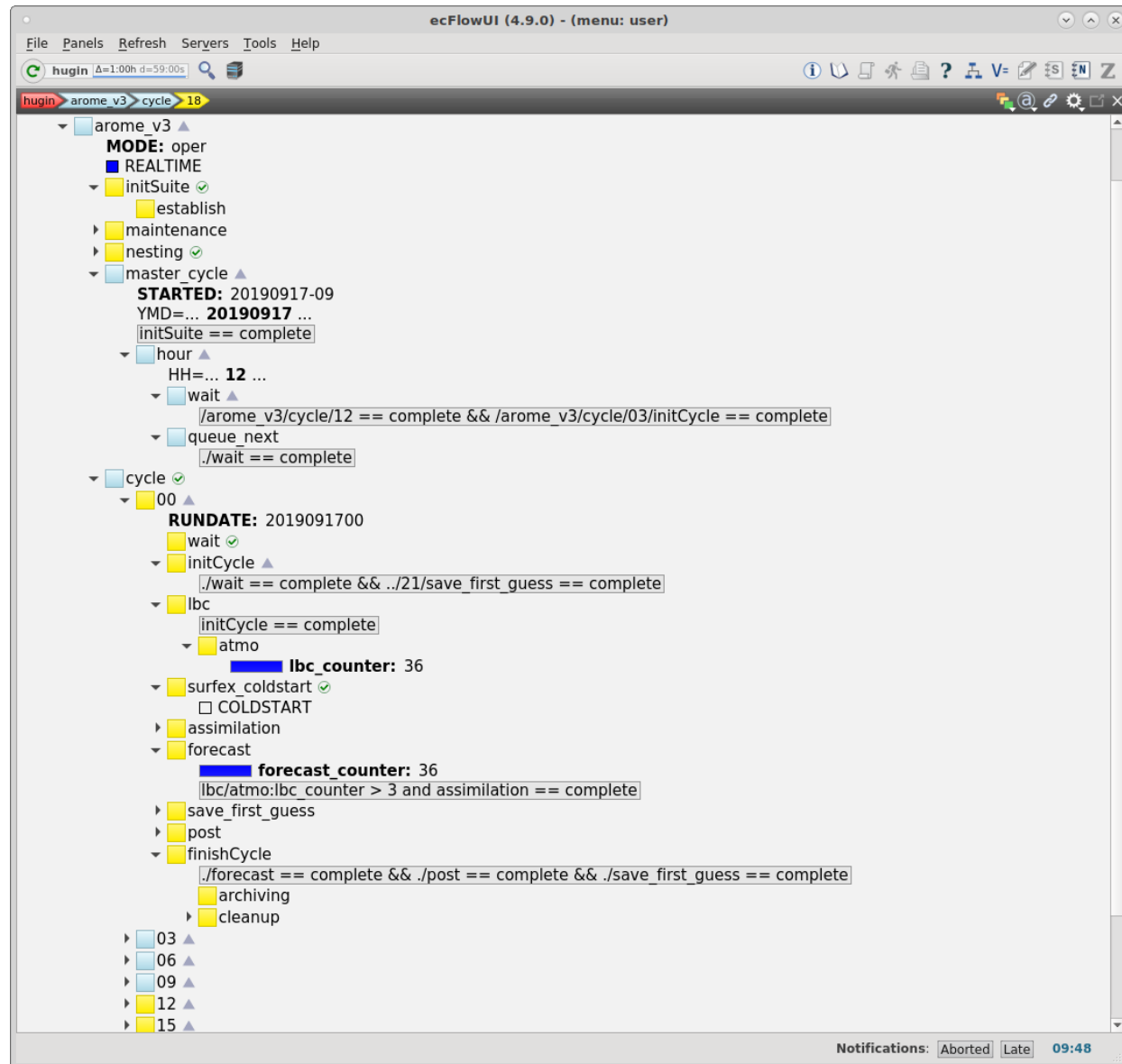
Alex Deckmyn
Prague, 18 September 2019

Current situation

- A surface DA cycle is running in experimental mode since June.
- AROME cy43t2, 1.3km
- 3h assimilation cycle (SYNOP observations only)
- OBS are treated with python scripts
-

Experimental DA suite

- Experimenting with new ecFlow cycle set-up.
- 3-hourly surface DA
- Coupled to operational 4km alaro run.



Experimental DA suite

- Experimenting with new ecFlow cycle set-up.
- 3-hourly surface DA
- Coupled to operational 4km alaro run.

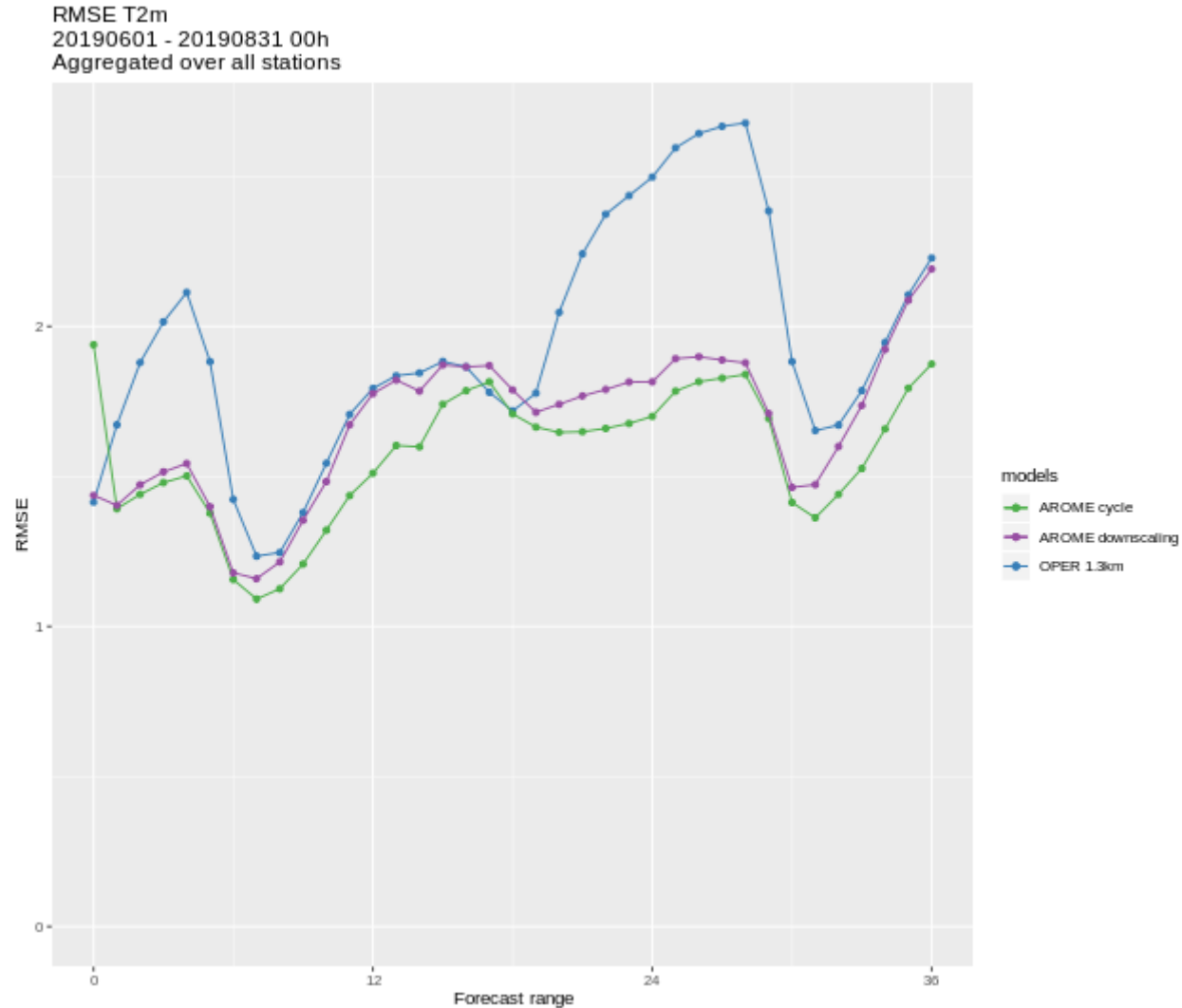
The screenshot displays the ecFlowUI (4.9.0) interface. The main window shows a job cycle for 'hugin' with a run date of 2019091800. The cycle is currently at step 06. The interface is organized into a tree view with the following structure:

- 00 (RUNDATE: 2019091800)
 - wait
 - initCycle
 - ./wait == complete && ../21/save_first_guess == complete
 - lbc
 - initCycle == complete
 - atmo
 - lbc_counter: 36**
 - surfex_coldstart
 - COLDSTART
 - assimilation
 - ./initCycle == complete
 - ./surfex_coldstart:COLDSTART == set
 - get_obs
 - bator
 - surface
 - bator == complete
 - addfields
 - cpl_Ts
 - addfields == complete
 - sst_update
 - cpl_Ts == complete && ../lbc/atmo:lbc_counter > 0
 - canari
 - sst_update == complete
 - upper_air
 - forecast
 - forecast_counter: 36**
 - lbc/atmo:lbc_counter > 3 and assimilation == complete
 - save_first_guess
 - post
 - finishCycle
 - ./forecast == complete && ./post == complete && ./save_first_guess == complete
 - archiving
 - cleanup
 - 03
 - 06 (Current step)
 - 09
 - 12
 - 15
 - 18
 - 21
 - aloro_sfx_downscaling
 - ecflow-me

The bottom right corner of the window shows a notification area with the text: Notifications: Aborted Late 13:04.

First results

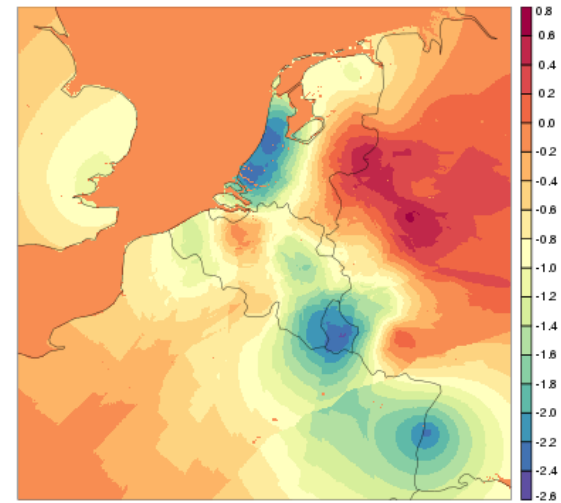
- Scores for past summer are quite good
- Clearly a problem with the 00h score. Presumably an effect of surface DA with basic “downscaling” for 3D fields.



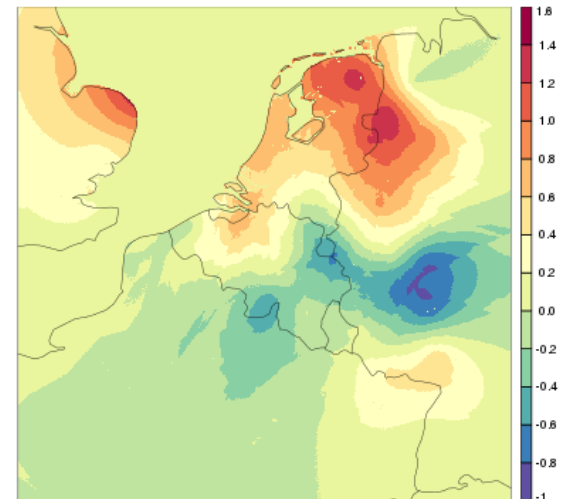
Some problems

- +00h : large bias in T2m (inconsistency surface vs atmosphere? Some bug in the data flow?)
- Some strange behaviour in the TG analysis increments.
- These strange gradients can also be seen in the obs-interpolation from CANARI.
-

X001TG1 (ana - fg)
2019051912



X001TG1 (ana - fg)
2019080512



Observation processing

- Currently, observations are processed with house-made python scripts (SYNOP-BUFR from GTS: basic filtering of messages and preparation of final BUFR file for DA)
- SAPP is installed but not yet configured properly for local use.
- OBSMON also not yet in use.

Future plans

- Switch from home-made python scripts to SAPP
- Add basic 3d-Var (AMDAR, RADAR, GPS...)
- Also start a DA cycle for the 4km Alaro run (SURFEX or ISBA?)
- OBSMon for monitoring: compiled but currently not yet in use.
- Move DA cycle to an “official” e-suite as a first step towards operational use (will require further work on the ecFlow scripts)