



Meteorologisk
institutt
met.no



***Ensemble Prediction and Data Assimilation:
an enriching partnership***

The HIRLAM ASM and ALADIN Workshop,
Reykjavik April 2013

Jelena Bojarova

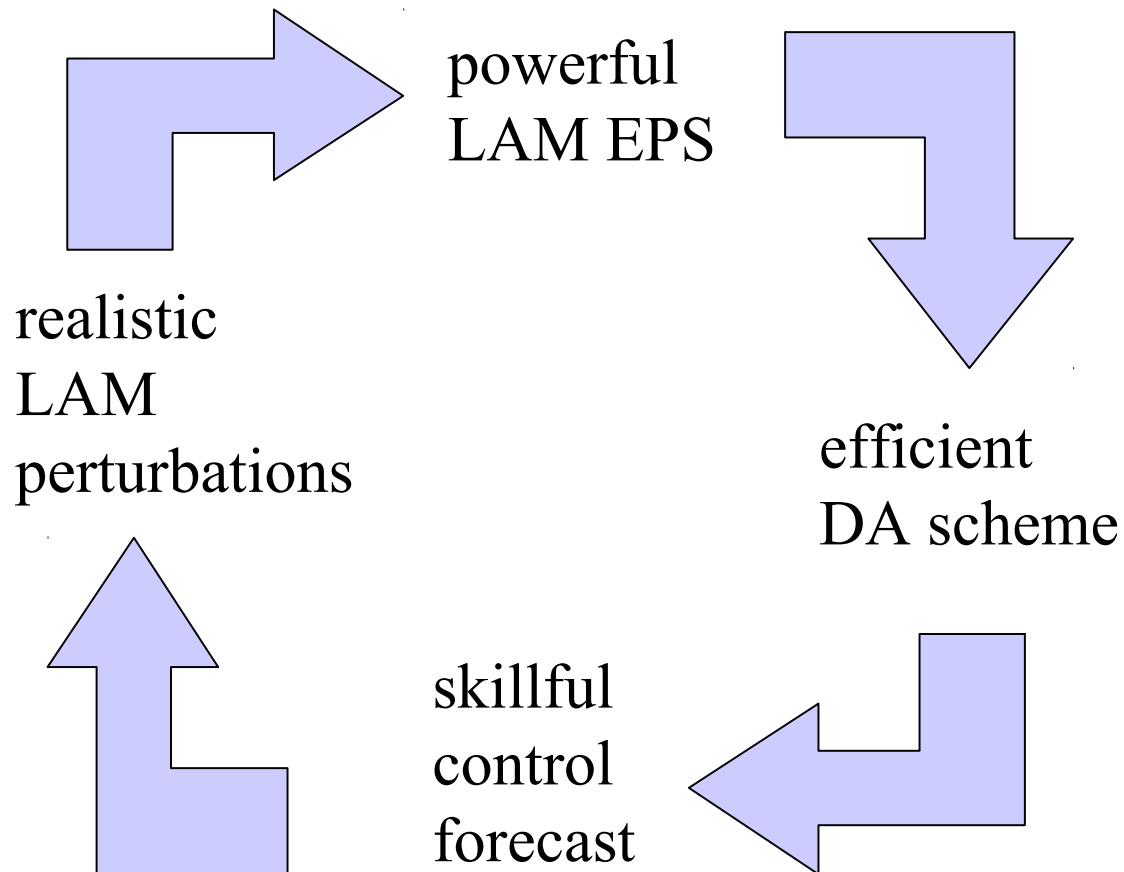


Structure of the talk

I am going to talk about relations between *Data Assimilation* and *Ensemble Prediction*. Here will be not so much results , mainly an invitation to discussion...

My Dream:

Consistent EPS-DA system on meso-scales





An enriching partnership is possible, isn't it ?!

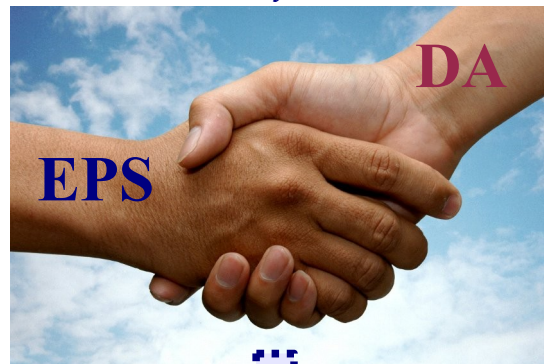
EPS

A methodology to quantify uncertainty in the estimation of the model state



DA

An estimate of the initial model state + an equipment to generate the uncertainty in the initial conditions



Mutual development

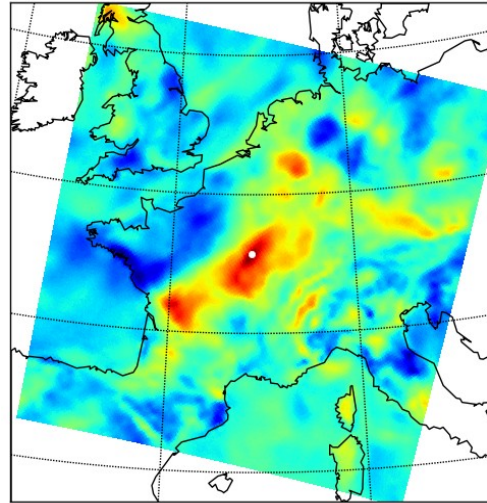
EPS & DA : advanced spatialisation tool



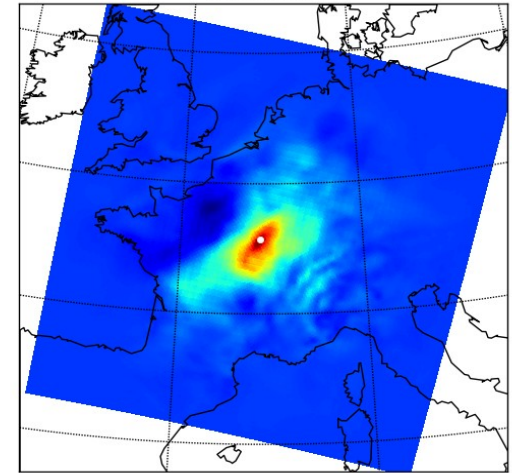
Long time series climatological ensemble is able to represent non-homogeneity and anisotropy induced by orography and land-sea mask

Non-localized B
from NMC

Non-localized B from NMC, Dec 09

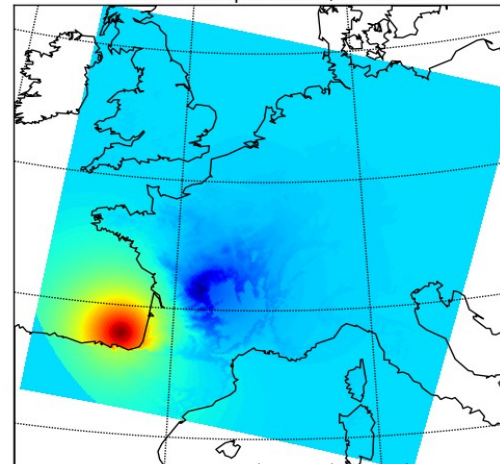


Localized B
from NMC (Schur product)



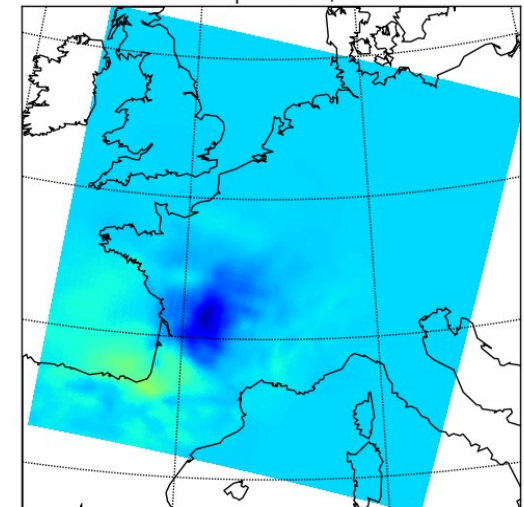
MESCAN

Twin obs experiment, MESAN



En2DVar

Twin obs experiment, En2dVar



By Tomas Landelius, SMHI
(cooperation with MF within EURO4M)

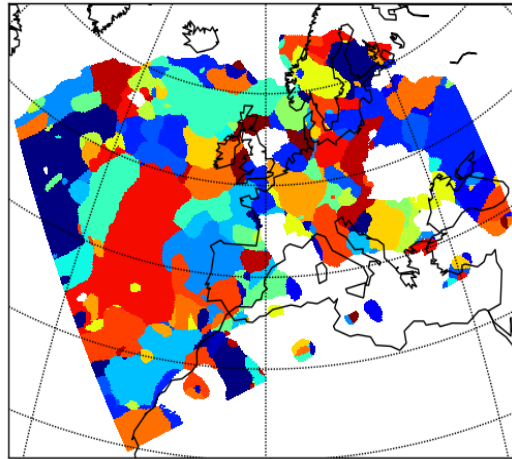
Analysis increment

EPS&DA: phase-error correction

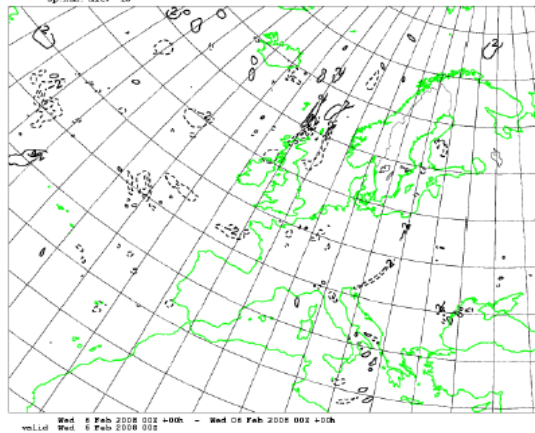


The ETKF based ensemble of perturbations allows the assimilation of structures by combining image warping and pseudo-observation techniques within the hybrid 3D-VAR

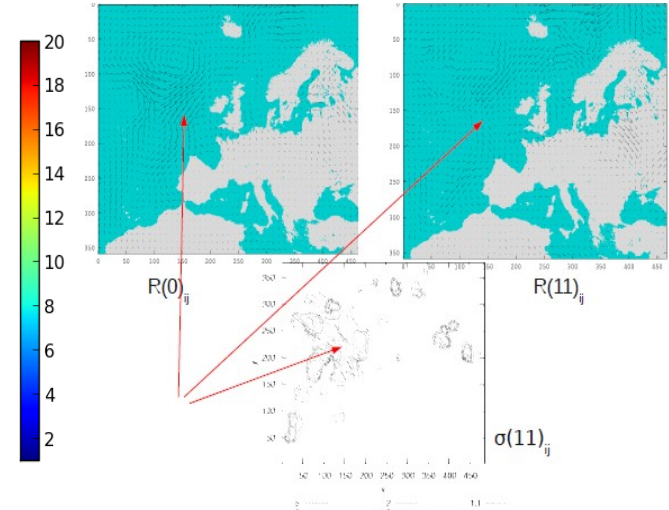
Locally “best” ensemble member



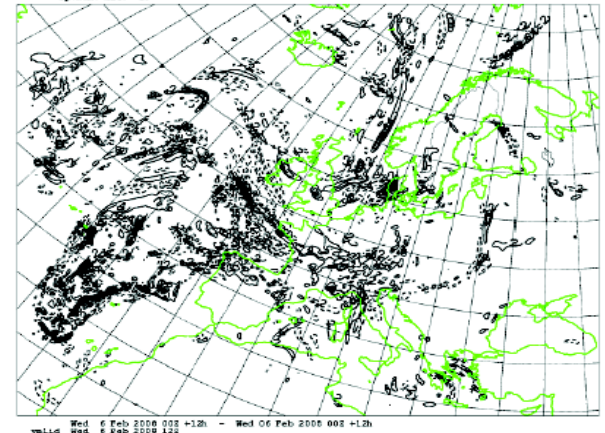
+00h



Locally “best” member selection



+12h



By Nils Gustafsson et al, SMHI
(see poster for details)

Impact of the phase-error corrections

DA & EPS : performance of the prediction system



It is important how we sample ensemble

Leith (1974) showed that averaging the ensemble forecast yields a mean forecast superior (in mean square error score) to the control forecast, provided the ensemble perturbations are representative of the initial probability distribution of the basic flow around the control forecast.

E. Kalnay and Z.Toth (1997)

It is more important what we sample the ensemble around and what processes we resolve

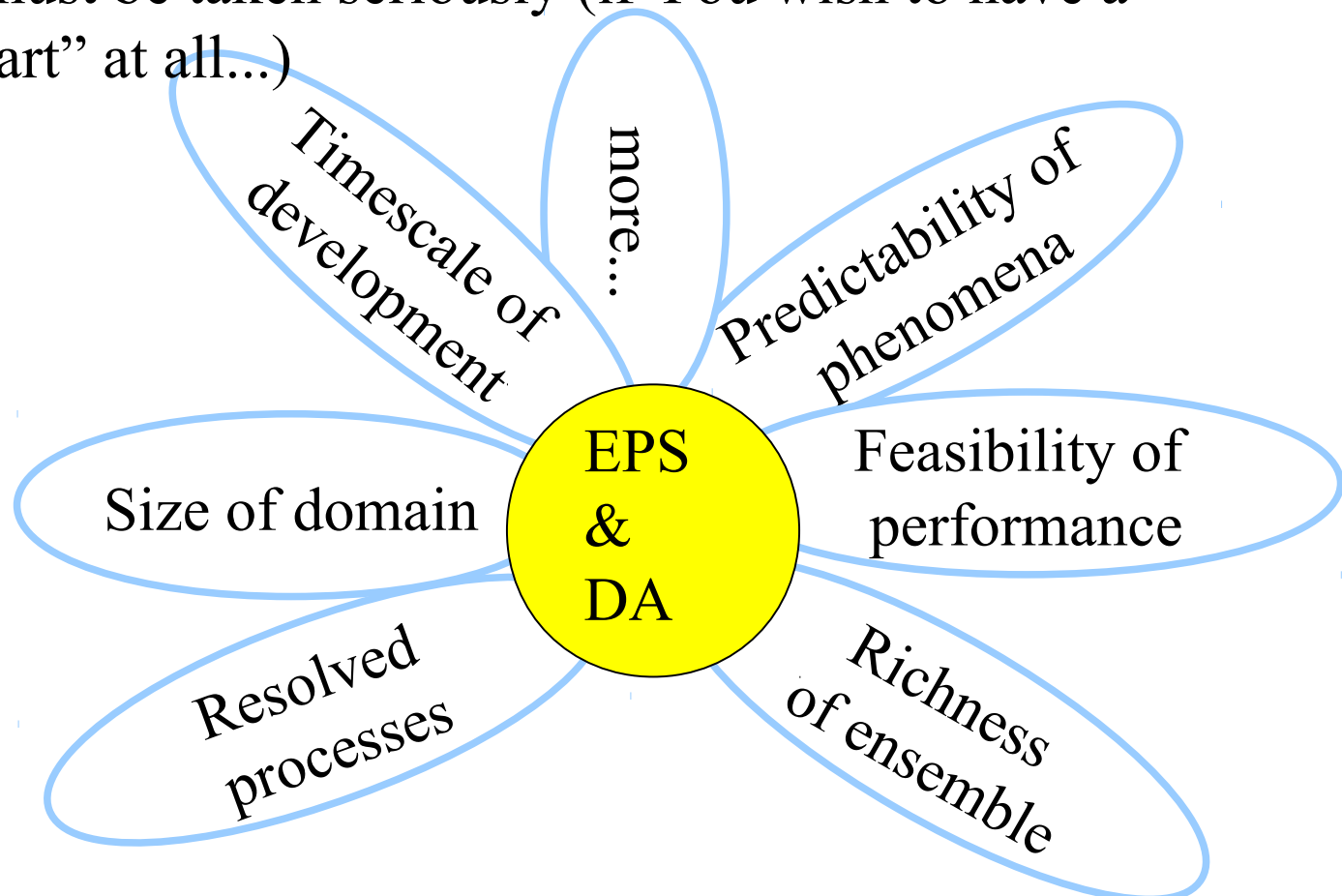
The performance of an ensemble prediction system strongly depends on the quality of the data-assimilation system used to create the control forecast and the numerical model used to generate the forecast perturbations

R. Buizza, M. Leutbecher and L. Isaksen (2008)



DA & EPS: Constraints

DA and *EPS* are grown up enough to understand that a perfect world exists ... but only in their imagination !
In reality there are constraints imposed by the “counterpart” and they must be taken seriously (if You wish to have a “counterpart” at all...)



Factors influencing the choice of the model domain



Domain should be **large enough** to allow LAM perturbations to develop: a signal/perturbation inserted in the LAM domain should **have time to breed within the area of domain**.

Other factors

group velocity of disturbance propagation (Norman Phillips, 1990: $850\text{km} \Leftrightarrow 6\text{h}$)

ability of lateral boundary conditions to propagate information through lateral boundaries;

freedom developing the position and the intensity for the phenomena of interest

deformation of information through lateral boundaries due to differences in model resolution, physics, orography;

the age of lateral boundary conditions;

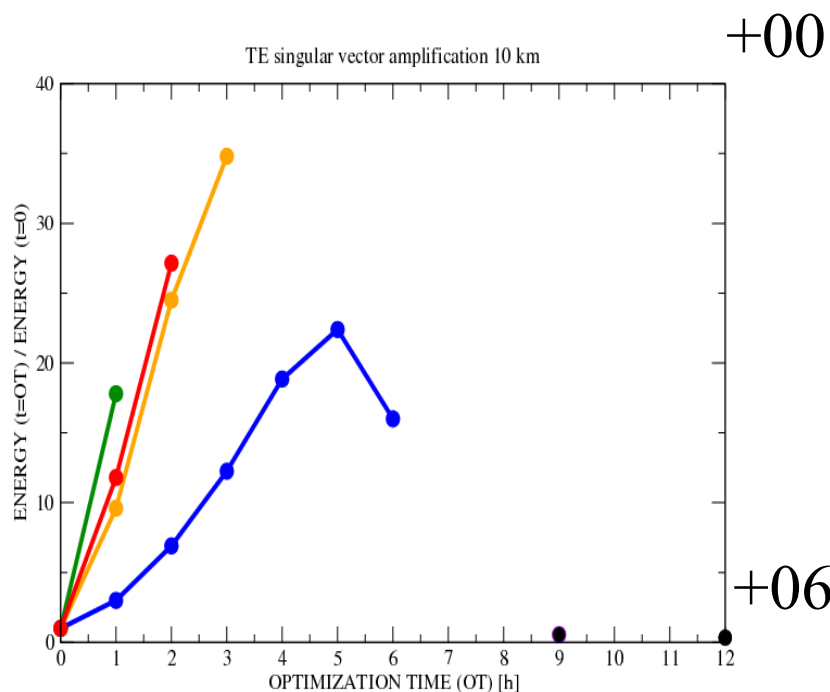
intrinsic limitations of LAM DA schemes

practical limitation of the “small institute” groups



Constraint : size of domain

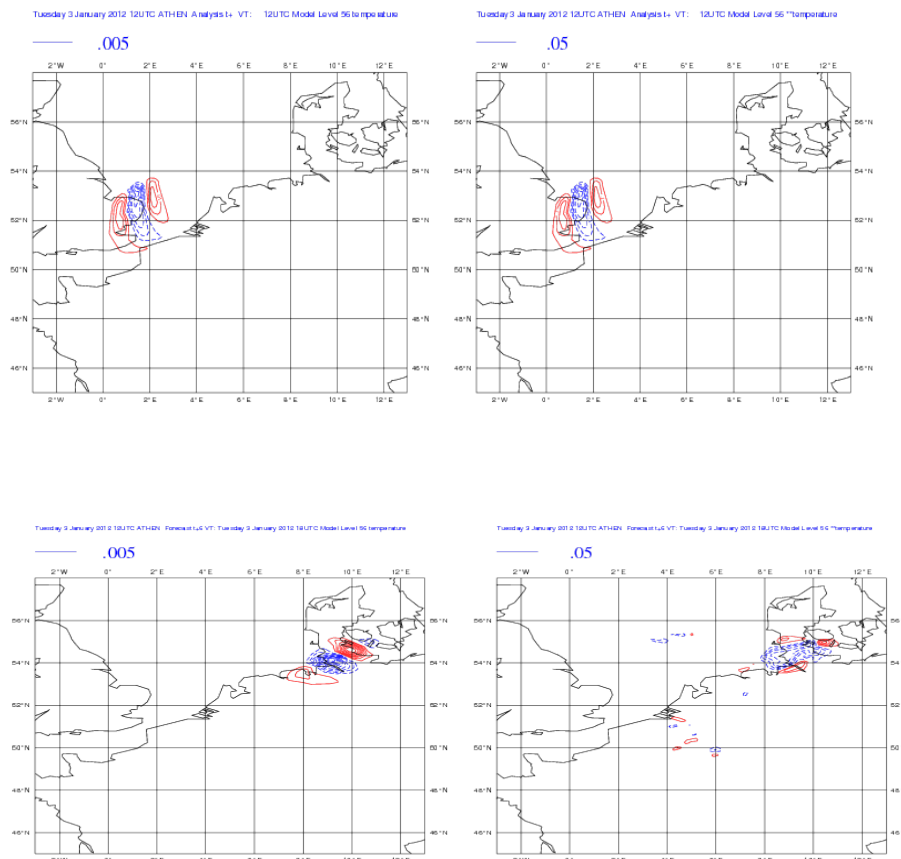
Domain size:
1000km x 1000km



Amplification of
total dry energy

SV

IC + 10*SV -IC



(from Jan Barkmeijer)

Constraint : size of domain

Feasibility to manage by a “small institute”

Small domain

Large domain

Relevant to fewer

Relevant several

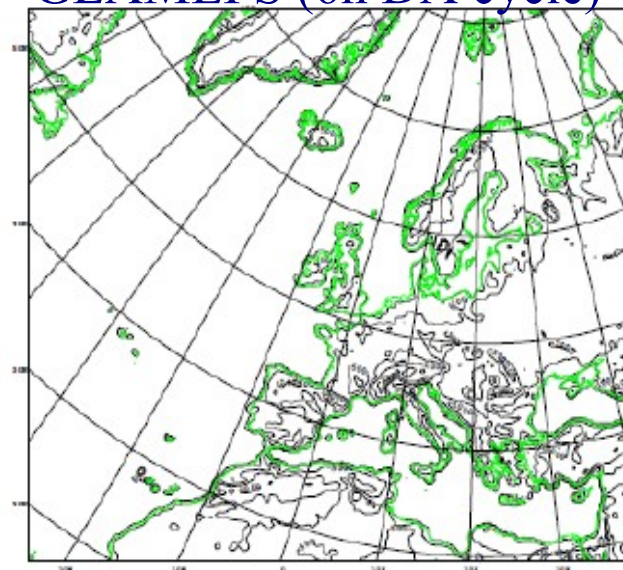
Small cost per institute

Even smaller cost per institute

HarmonEPS (3h DA cycle)



GLAMEPS (6h DA cycle)



Constraint: perturbation generation



Hybrid Data Assimilation

(50% EPS; 50% Climatological)

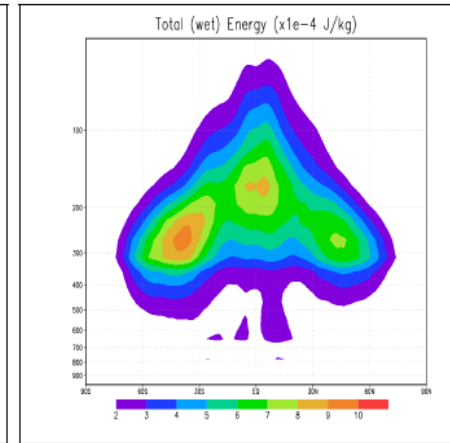
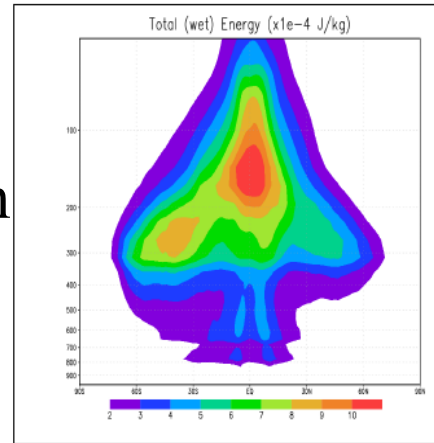
By Ricardo Todling & Amal El Akkraoui)

Background spread

Total wet energy norm

32 EnKF perturbations+
Additive inflation

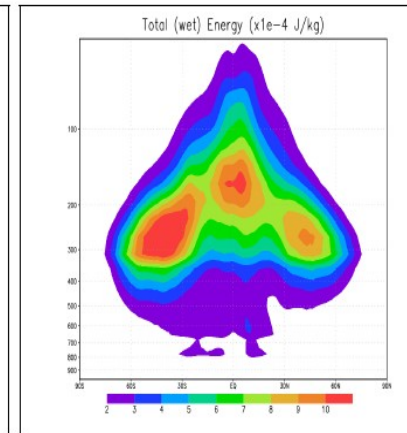
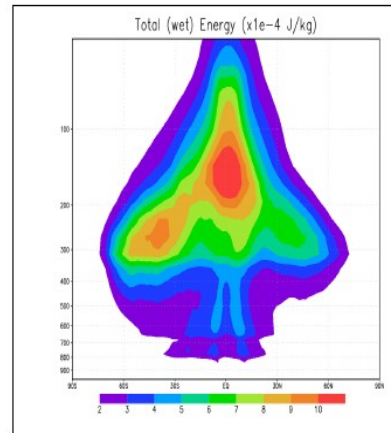
+03h



Filter Free:

Additive perturbations
downscaled from NMC-
like 48-24 hr forecasts

+09h



My conclusion:

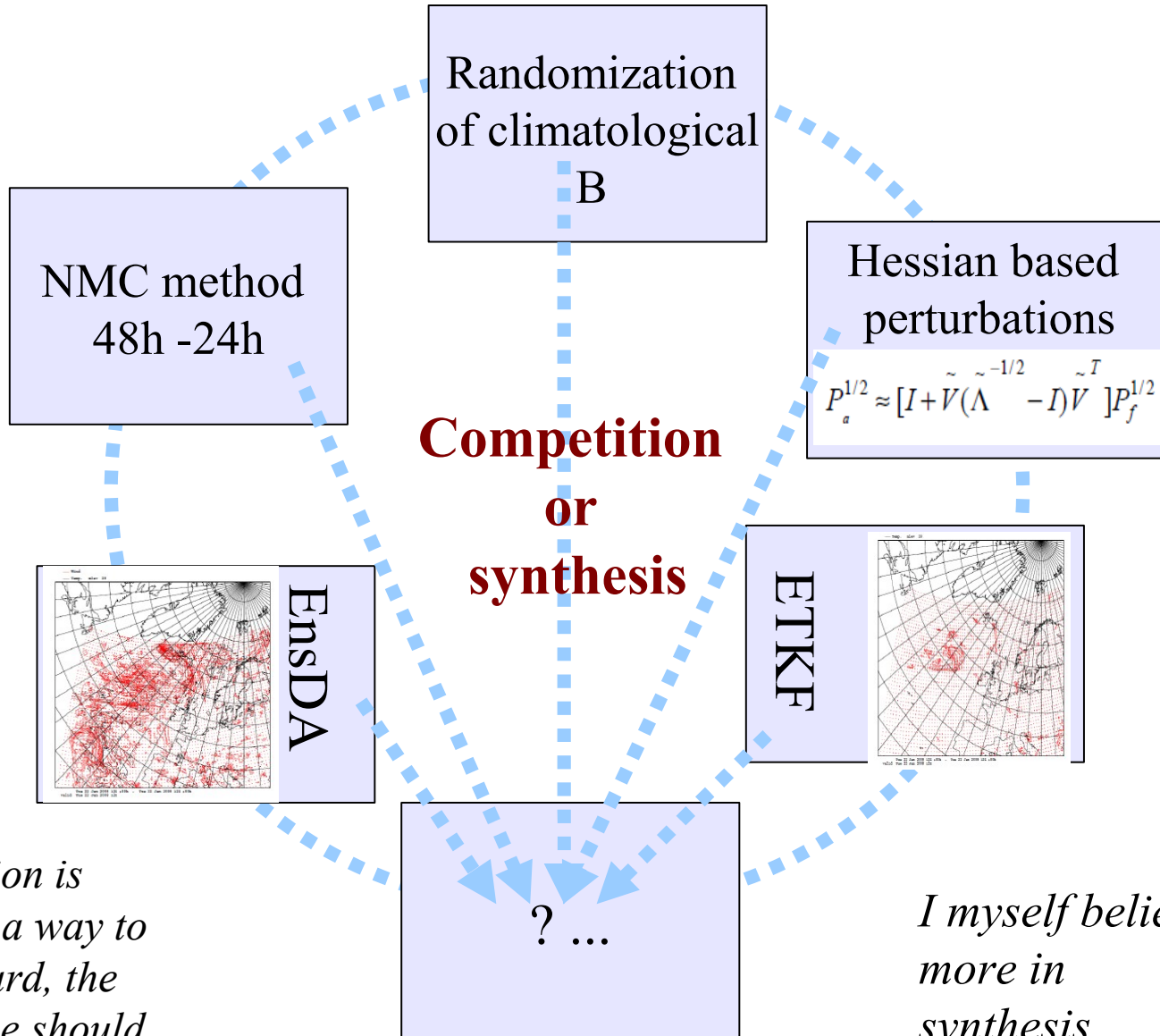
We are far away from
being optimal
generating perturbations

EnKF based

Filter-Free

Meteorologisk institutt met.no

Perturbation generation : Who is the winner ...?



If competition is selected as a way to move forward, the quality issue should not be put aside...

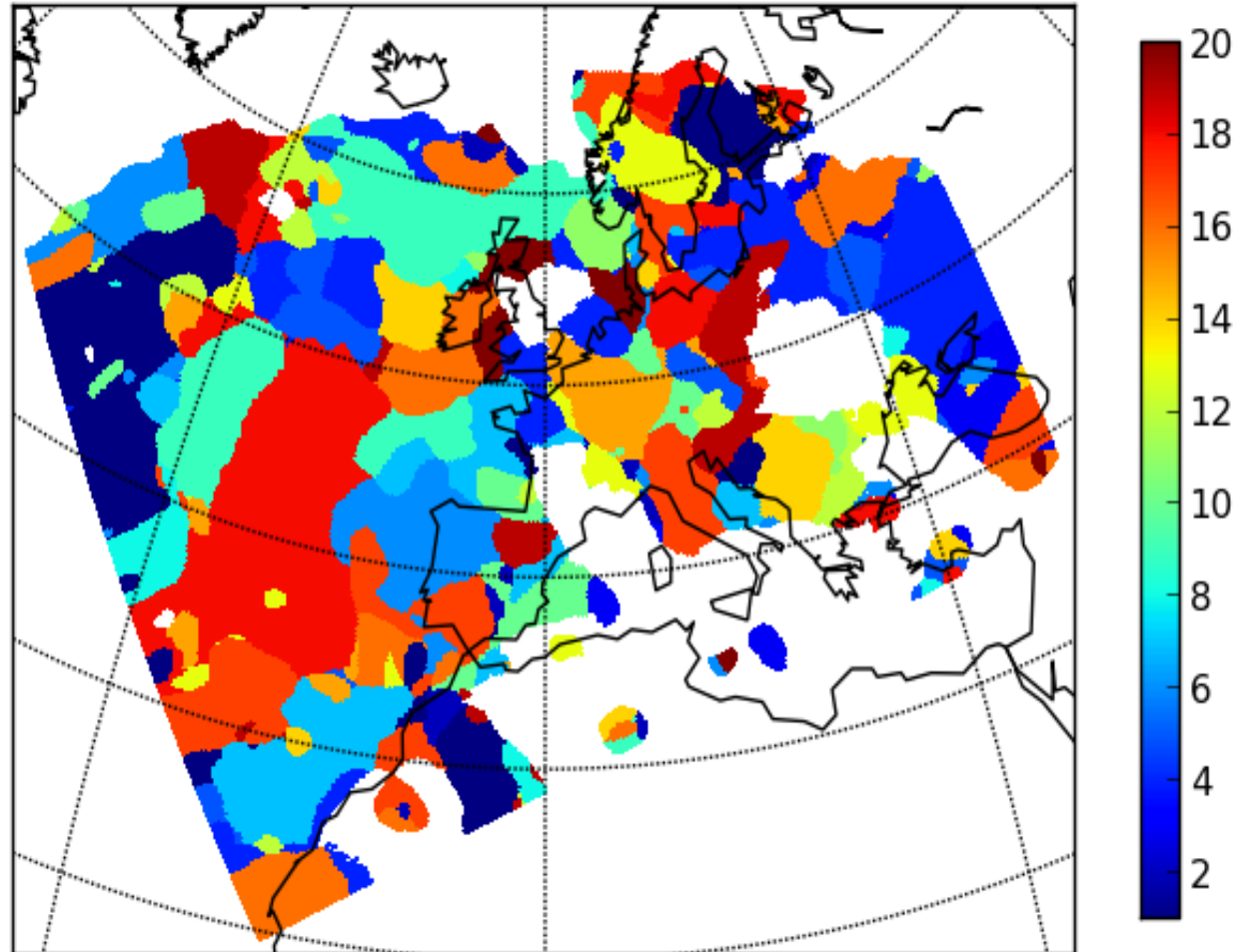
I myself believe more in synthesis

Perturbation generation: coherent structures



For DA variability captured by ensemble is very important !


HIRLAM ETKF
Rescaling scheme
(20 members)





The magic numbers

Domain size +
Perturbation generation +
Size of ensemble +
Computer power resources



Model resolution

What lies behind “2.5” ?



Pragmatic solutions



Pragmatic solutions should be taken in order to move forward, but

Small children feel themselves bad when they see what happens in the world around. But I know one can do!. The problem is that grown-up people accept the first solution what is working at the moment without thinking if it will work well in continuation. It would be better if they would question themselves more often whether it is the best solution what they have found now...

Maksim Olof Gustafsson



Estimating the affordable resolution

Grid size computation
Åke Johansson, SMHI

Large LAM Domain - C22 Domain - North Atlantic and Europe

The area of the C22 domain is approximately $3 \cdot 10^{13} \text{ m}^2$ which imply that

Area size LAM

$$\alpha = \frac{a}{A} = \frac{3 \cdot 10^{13}}{5.1 \cdot 10^{14}} = 0.0588$$

Area size GL

The LAM is integrated out to 48 hours compared to the 240 hours of the GM which give that

Forecast length LAM

$$\gamma = \frac{t}{T} = \frac{48}{240} = 0.2$$

Forecast length GL

Equation (12) then gives that

$$\beta = \left(\frac{1}{\alpha \gamma} \right)^{\frac{1}{3}} = \left(\frac{1}{0.0588 \cdot 0.2} \right)^{\frac{1}{3}} = 4.4$$

which implies that the grid size could be

$$\Delta x = \Delta y = \frac{\Delta X}{\beta} = \frac{\Delta Y}{\beta} = \frac{15.436 \text{ km}}{4.4} = 3.5 \text{ km}$$

=> $\Delta x = 3.5$

Predictability on meso-scales



(Question by Åke Johansson: *we know predictability on what scales we would like to describe, we know predictability on what scales we can describe, but do we know predictability on what scales should we describe ?*)

Three types of the error growth

Inverse cascade

of errors from smaller to larger scales is due to non-linear inertial term in the hydrodynamical equation and depends on a saturation of error energy

Baroclinic instability

The error energy is extracted from the background flow and is not transferred from smaller scales

Advection

The errors in the large scales will quickly create errors in the small scales due to erroneous large scale advection



What is the purpose of the EPS on meso-scales

(following Åke Johansson)

- Errors are initially present in **all scales**
- Errors in small scales saturate **very quickly**
- The predictable part of the flow in the 6h-48h window **is mostly on synoptic scales** which are due to baroclinic instabilities
- EPS is needed **to filter out** the increasing amount of small scales **with increasingly more limited predictability** due to **increased resolution**
- EPS is necessary to quantify the probability **of the small scale events** occurring which are driven **by large scale flow**

An invitation to discussion



Following Fabry & Sun

José A. Garcia-Moya

AEMET

HIRLAM ASM 2013

Working group on transversal
predictability-data assimilation issues
Thursday the 18th of April 14:30-16:00